

—— ISTANBUL ——
OKAN UNIVERSITY
IN NUMBERS

ACADEMIC UNITS

Faculties	10
Conservatory	1
Vocational Schools	2
Institutes	1



NUMBER OF PROGRAMS

Associate	43
Undergraduate	56
Master	121
Doctorate	21
TOTAL	241



NUMBER OF TURKISH AND INTERNATIONAL UNDERGRADUATE STUDENTS

Faculty	Male	Male Ratio (%)	Female	Female Ratio (%)	Total
Faculty of Dentistry	394	3,97	540	5,44	934
Faculty of Education	132	1,33	363	3,66	495
Faculty of Law	238	2,40	267	2,69	505
Faculty of Humanities and Social Sciences	203	2,05	489	4,93	692
Faculty of Business and Administrative Sciences	964	9,71	376	3,79	1340
Conservatory	68	0,69	64	0,64	132
Faculty of Engineering and Natural Sciences	1469	14,80	323	3,25	1792
Faculty of Health Sciences	164	1,65	696	7,01	860
Faculty of Art, Design and Architecture	498	5,02	537	5,41	1035
Faculty of Medicine	492	4,96	618	6,23	1110
Faculty of Applied Sciences	743	7,49	286	2,88	1029
TOTAL	5365	54,06	4559	45,94	9924



NUMBER OF INTERNATIONAL UNDERGRADUATE STUDENTS

Faculty	Male	Male Ratio (%)	Female	Female Ratio (%)	Total
Faculty of Dentistry	164	7,18	142	6,22	306
Faculty of Education	1	0,04	2	0,09	3
Faculty of Law	7	0,31	23	1,01	30
Faculty of Humanities and Social Sciences	2	0,09	12	0,53	14
Faculty of Business and Administrative Sciences	249	10,90	79	3,46	328
Conservatory	1	0,04	2	0,09	3
Faculty of Engineering and Natural Sciences	757	33,14	110	4,82	867
Faculty of Health Sciences	33	1,44	62	2,71	95
Faculty of Art, Design and Architecture	75	3,28	62	2,71	137
Faculty of Medicine	204	8,93	250	10,95	454
Faculty of Applied Sciences	34	1,49	13	0,57	47
TOTAL	1527	66,86	757	33,14	2284



NUMBER OF TURKISH AND INTERNATIONAL STUDENTS IN ASSOCIATE DEGREE

Academic Unit	Male	Male Ratio (%)	Female	Female Ratio (%)	Total
Vocational School	1580	36,70	763	17,72	2343
Vocational School of Health Services	668	15,52	1294	30,06	1962
TOTAL	2248	52,22	2057	47,78	4305



NUMBER OF INTERNATIONAL STUDENTS IN ASSOCIATE DEGREE

Academic Unit	Male	Male Ratio (%)	Female	Female Ratio (%)	Total
Vocational School	6	60,00	2	20,00	8
Vocational School of Health Services	1	10,00	1	10,00	2
TOTAL	7	70,00	3	30,00	10



NUMBER OF TURKISH AND INTERNATIONAL STUDENTS IN INSTITUTES

Programs	Male	Male Ratio (%)	Female	Female Ratio (%)	Total
Thesis	625	20,70	1031	34,15	1656
Non - Thesis	421	13,95	478	15,83	899
Doctorate	224	7,42	240	7,95	464
TOTAL	1270	42,07	1749	57,93	3019



NUMBER OF INTERNATIONAL STUDENTS IN INSTITUTES

Programs	Male	Male Ratio (%)	Female	Female Ratio (%)	Total
Thesis	191	41,16	99	21,34	290
Non - Thesis	15	3,23	12	2,59	27
Doctorate	94	20,26	53	11,42	147
TOTAL	300	64,66	164	35,34	464

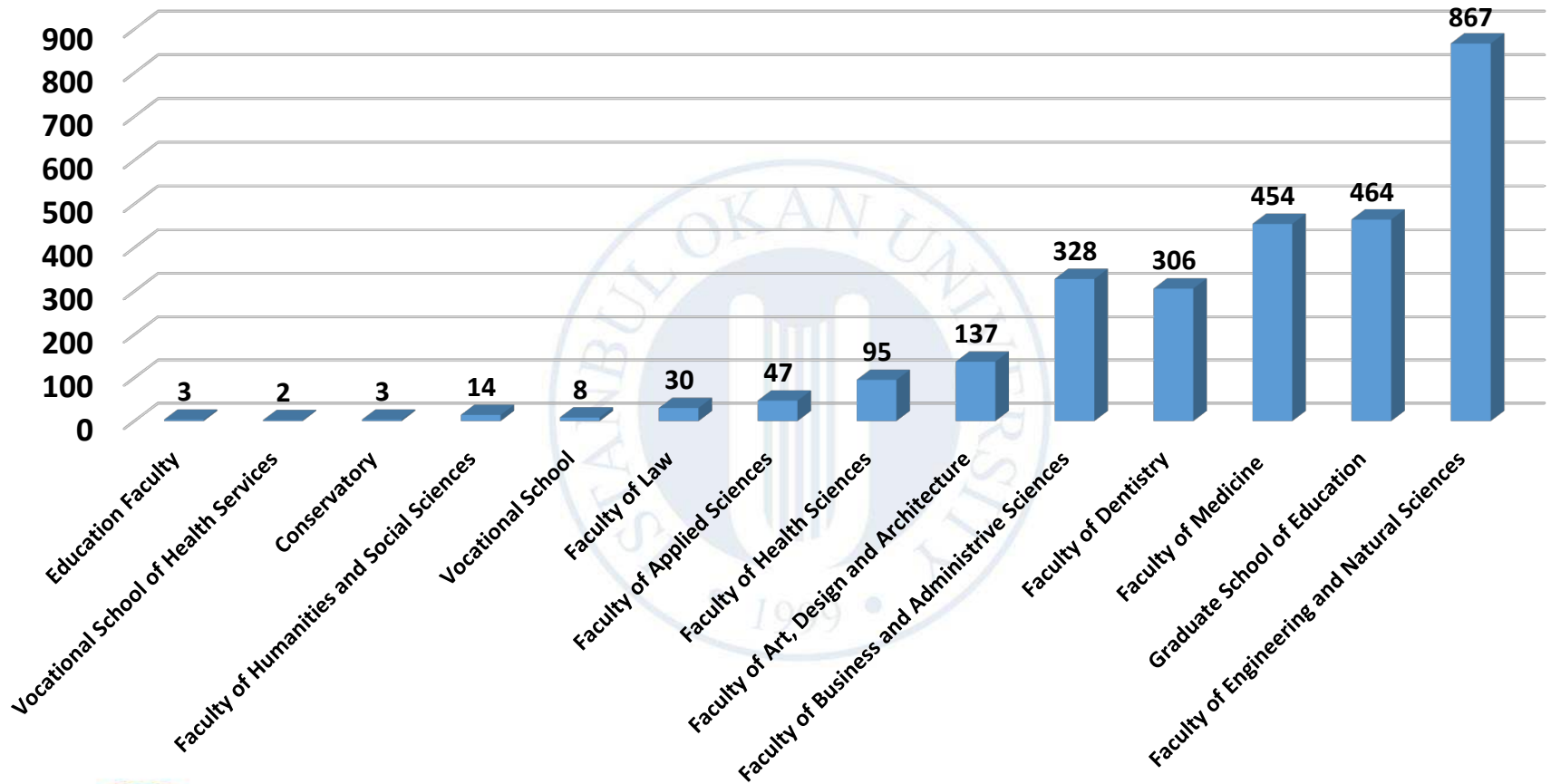


NUMBERS AND DISTRIBUTION OF STUDENTS

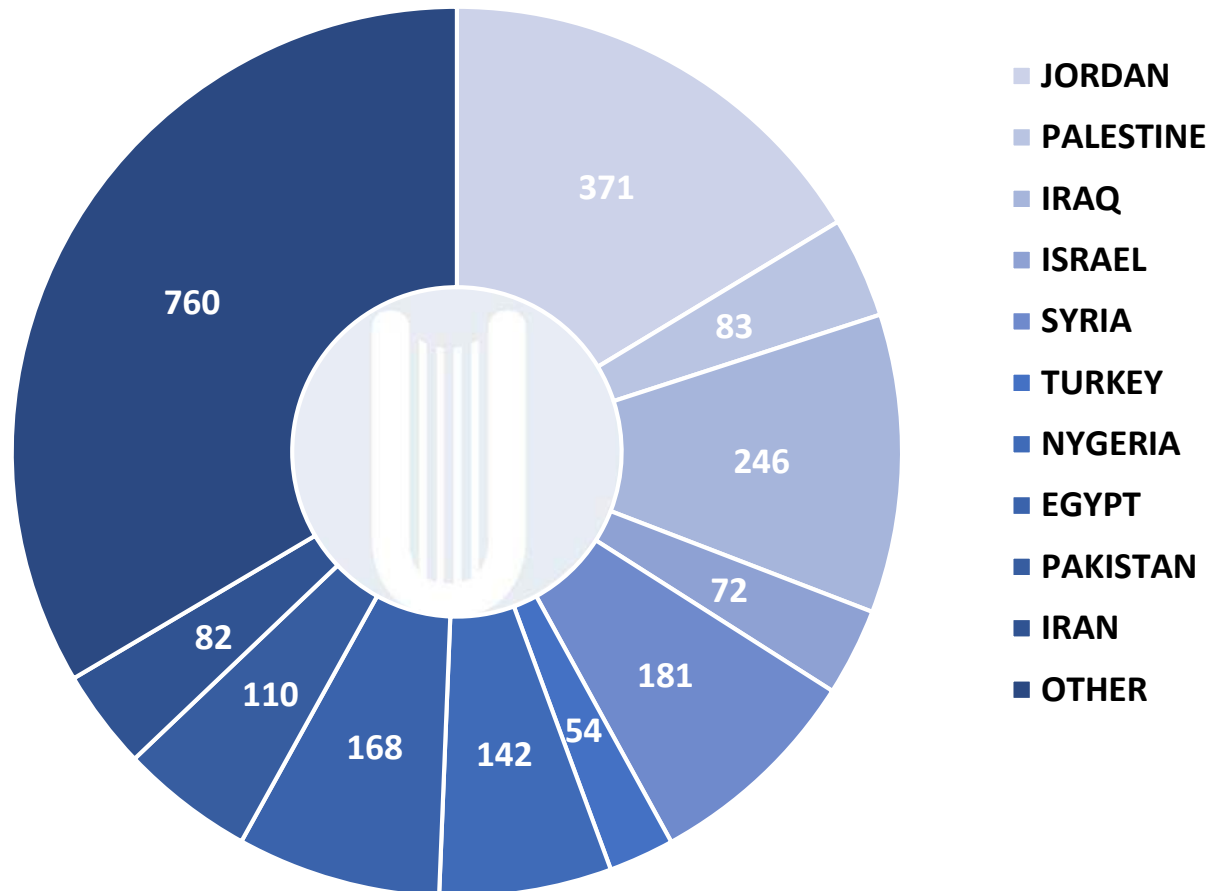
Number of Total Students in 2022-2023 Academic Year	17248
Number of Students per Lecturer	37,82
Number of Students per Instructor	26,29



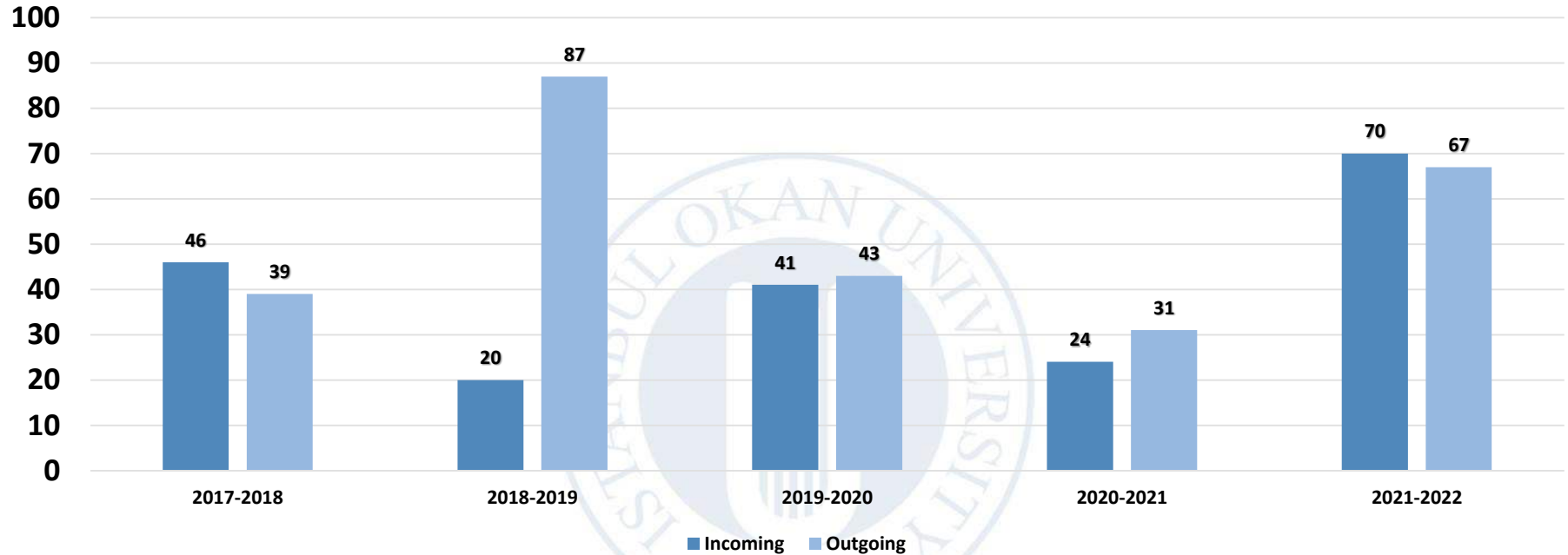
DISTRIBUTION OF INTERNATIONAL STUDENTS BY FACULTIES



DISTRIBUTION OF NUMBER OF INTERNATIONAL STUDENTS BY COUNTRIES



ERASMUS PROGRAM AND STUDENT EXCHANGE PROGRAM



Incoming (2022-2023)(Fall)	12
Outgoing (2022-2023)(Fall)	38
TOTAL INCOMING	213
TOTAL OUTGOING	305



ACADEMIC AND ADMINISTRATIVE STUFF

Degree	Number of Stuff	Number of Female Stuff	Female Stuff (%)	Number of Male Stuff	Male Stuff (%)
Professor	134	50	8	84	13
Associate Professor	41	15	2	26	4
Assistant Professor	281	158	24	123	19
Lecturer	132	87	13	45	7
Research Assistant	68	50	08	18	3
Total Academic Stuff	656	360	55	296	45
Total number of Administrative Stuff (incl. Subcontracted and Hospital)	1443	794	55	649	45
TOTAL	2099	1154	55	945	45



LIBRARY AND DOCUMENTATION

	Published	Electronic
Number of Books	65938	534000
Number of Subscribed Journals		110000
Number of Subscribed Data Base		53
Number of Multimedia		1500
TOTAL	65938	645553



READING HALL PHYSICAL AREA AND CAPACITY INFORMATION

Reading Hall	Campus	Seating Capacity	Area (m ²)
Central Library (Iskenderiye Library)	Tuzla Campus	250	901 m ²
Medicine Faculty Library (Mehmet Barlas Library)	Tuzla Campus	335	810 m ²
Meral Okan Dormitory Library	Tuzla Campus	30	90 m ²
Mecidiyeköy Library	Mecidiyeköy Campus	30	43 m ²
Bekir Okan Art, Culture and Congress Center Library	Tuzla Campus	350	3007 m ²
TOTAL		995	4851 m²



NUMBER OF CLASSROOMS ON CAMPUSES

Campus Name	Academic Unit	Number of Classrooms and Lecture Halls
Tuzla	Faculty of Medicine	39
	Faculty of Dentistry	
	Faculty of Health Sciences	
	Vocational School of Health Services	
	Faculty of Education	66
	Faculty of Humanities and Social Sciences	
	Faculty of Art, Design and Architecture	
	Faculty of Applied Sciences	36
	Vocational School	
	Faculty of Engineering and Natural Sciences	35
	Faculty of Law	33
	Faculty of Business and Management Sciences	
	Tuzla Total	209
Mecidiyeköy	Institues	19
	Mecidiyeköy Total	19
	TOTAL	228



NUMBER OF CLASSROOMS OF HEALTH APPLICATION AND RESEARCH CENTERS

Unit Name	Number of Lecture Hall and Classrooms
Istanbul Okan University Hospital -Tuzla	12
Istanbul Okan University Faculty of Dentistry Training and Practice Hospital-Tuzla	7
Istanbul Okan University Faculty of Dentistry Training and Practice Hospital-Mecidiyeköy	2
TOTAL	21



NUMBER OF LABORATORIES AND WORKSHOPS

Number of Campus Laboratories and Workshops	
Computer Laboratories	16
Other Laboratories	43
Workshops	16
Laboratories and Workshops Total	75
Number of Health Application and Research Center Laboratories	
Medical Laboratory	10
TOTAL	85



PHYSICAL AREA INFORMATION OF THE CAMPUSES

Campus Name	Academic Unit	Total Indoor (m ²)	Classrooms and Lecture Halls (m ²)
Tuzla	Faculty of Medicine	17500	3981,3
	Faculty of Dentistry		
	Faculty of Health Sciences		
	Vocational School of Health Services		
	Faculty of Education	11450	3478,5
	Faculty of Humanities and Social Sciences		
	Faculty of Art, Design and Architecture	11800	2458,6
	Faculty of Applied Sciences		
	Vocational School	10750	3191,3
	Faculty of Engineering and Natural Sciences		
	Faculty of Law		
	Faculty of Business and Management Sciences	7700	2572,8
Tuzla Total		59200	15682,5
Mecidiyeköy	Institute	3350	669
	Mecidiyeköy Total	3350	669
TOTAL		62550	16351,5



PHYSICAL AREA INFORMATION OF HEALTH APPLICATION AND RESEARCH CENTERS

Unit Name	Total Indoor (m ²)	Classroom Area (m ²)	Lecture Hall Area (m ²)
Istanbul Okan University Hospital Tuzla	49771	556,2	-
Istanbul Okan University Hospital Acibadem	1800	-	-
Istanbul Okan University Faculty of Dentistry Training and Practice Hospital Tuzla	7513	178	411
Istanbul Okan University Faculty of Dentistry Training and Practice Hospital Mecidiyeköy	3540	193	-
TOTAL	62624	927,2	411

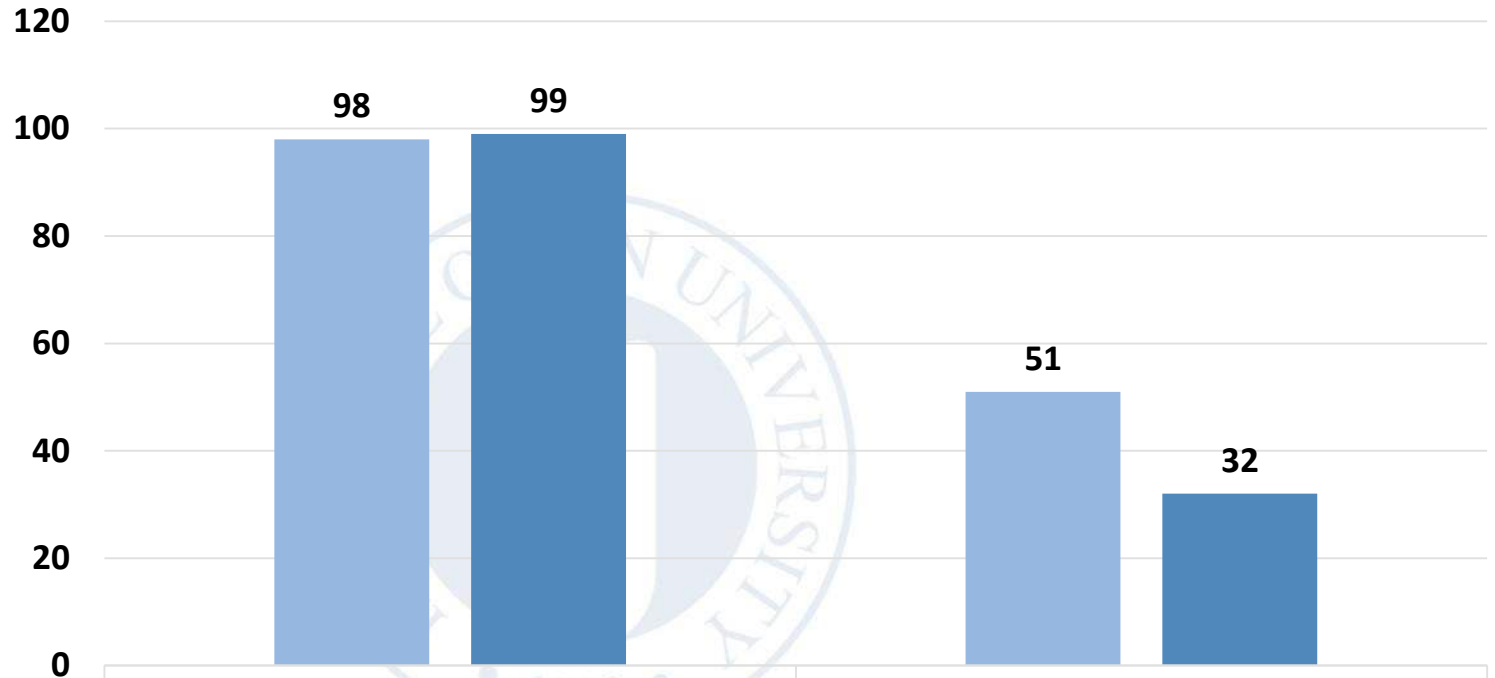


CONFERENCE HALLS

Conference Hall	Campus	Seating Capacity	Area (m ²)
Mevlana Conference Hall	Faculty of Humanities and Social Sciences	407	481m ²
Osman Hamdi Conference Hall	Faculty of Art, Design and Architecture	288	274m ²
Mimar Sinan Conference Hall	Faculty of Art, Design and Architecture	288	274m ²
Muhsin Ertuğrul Conference Hall	Faculty of Art, Design and Architecture	287	274m ²
Bekir Okan Conference Hall	Faculty of Medicine	609	573m ²
Prof. Dr. Şule Kut Conference Hall	Faculty of Medicine	318	264m ²
Hezarfen Ahmet Çelebi Conference Hall	Faculty of Engineering and Natural Sciences	60	128m ²
Bekir Okan Art, Culture and Congress Center Conference Hall	Tuzla Campus	1500	2762m ²
TOTAL		3757	5030



STUDENT CLUBS



■ Number of Students Clubs	98	51
■ Number of Activities	99	32

■ Number of Students Clubs ■ Number of Activities



SPORTS FACILITIES

Indoor Sports Facilities	Area (m ²)
Fitness Center	822
Spinning Studio	83
Pilates and Aerobic Studio	83
Semi Olympic Swimming Pool	568
Hobby Area	180
2 Squash Courts	130
Multi-Purpose Gym with Tribunes	1171
Outdoor Sports Facilities	
Multi-purpose Sports Court (Basketball and Volleyball Court)	1155
Mini Astro Pitch	863
Basketball and Volleyball Court (Dorms)	328
Mini Astro Pitch (Dorms)	319
2 Tennis Courts	1190
TOTAL	6892 m²



ACCOMMODATIONS

	Number of Dormitories	Capacity
Female Dormitory	3	934
Male Dormitory	2	400
TOTAL	5	1334



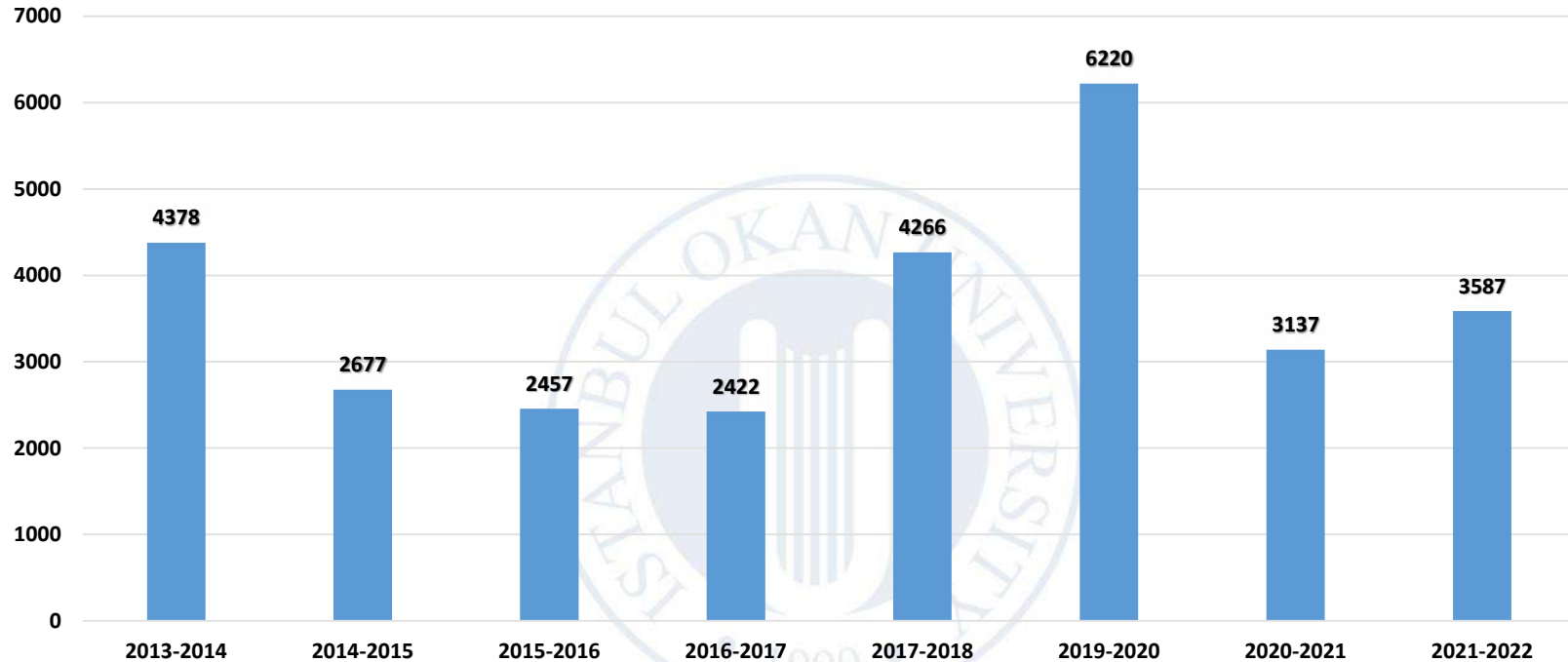
CAREER CENTER SOLUTION PARTNER COMPANY

Number of Solution Partner Company*	1395
--	------

*“Our aim with our stakeholders, with whom we have developed productive collaborations within the scope of University-Industry collaborations, is to reinforce the knowledge and experience of our students during their education, to prepare programs for internship experiences in which they will be able to practice and put their theoretical knowledge into practice. In this context, their responsibilities in the workplace are to enable them to get to know the relations, organization and production process and new technologies, and to gain the habit of working in harmony and communicating well with their staff and customers. In addition, our cooperation with our stakeholders provides business opportunities for our graduates.”



CAREER CENTER INTERNSHIP PLACEMENT BY YEARS



2022-2023 (Fall – Ongoing)

460

TOTAL

29604



— ISTANBUL —
OKAN UNIVERSITY

*The Closest
University to Business Life*

NUMBER OF ALUMNI

Academic Unit	Male	Male Ratio (%)	Female	Female Ratio (%)	Total
Faculty of Dentistry	112	0,29	131	0,34	243
Faculty of Education	190	0,49	541	1,40	731
Faculty of Law	768	1,99	777	2,02	1545
Faculty of Humanities and Social Sciences	378	0,98	1003	2,60	1381
Faculty of Business and Administrative Sciences	1730	4,49	1042	2,71	2772
Conservatory	45	0,12	42	0,11	87
Faculty of Engineering and Natural Sciences	1831	4,76	568	1,48	2399
Faculty of Health Sciences	337	0,88	1377	3,58	1714
Faculty of Art, Design and Architecture	903	2,35	989	2,57	1892
Faculty of Medicine	52	0,14	76	0,20	128
Faculty of Applied Sciences	797	2,07	366	0,95	1163
Vocational School	3742	9,72	2577	6,69	6319
Vocational School of Health Services	337	0,88	1377	3,58	1714
Institutes	6197	16,09	5505	14,30	11702
TOTAL	19347	50,24	19159	49,76	38506



CAREER CENTER

CAREER AND LIFE PROGRAM

Career and Life Program 36571	2015 2016	2016 2017	2017 2018	2018 2019	2019 2020	2020 2021	2021 2022	2022 2023	TOTAL
Preparing For Business Life - Undergraduate	2424	1814	1588	2126	2428	1421	518	1359	15196
Preparing For Business Life - Associate	917	1152	826	1140	1252	1271	991	1046	8886
Social Responsibility	225	320	250	501	598	553	275	300	2976
Futurism			962	2262	1449	554	391	94	5568
Philosophy			-	508	467	305	211	112	1489
Detecting Change			-	1317	1029	478	524	116	3261
Business English					306	311	173	50	746
English - 1			-	53		14	-	-	53
Interdisciplinary Seminar					2518	1474	1320	961	6070
IBM Industry 4.0					45	70	88	81	245
Business Life In Turkey And Culture			-	195	408	136	294	316	1301
Artificial Intelligence							326	141	467
Individual Branding								213	213
Metaverse								169	169
TOTAL	3566	3286	3626	8102	10500	6587	5111	4958	46640

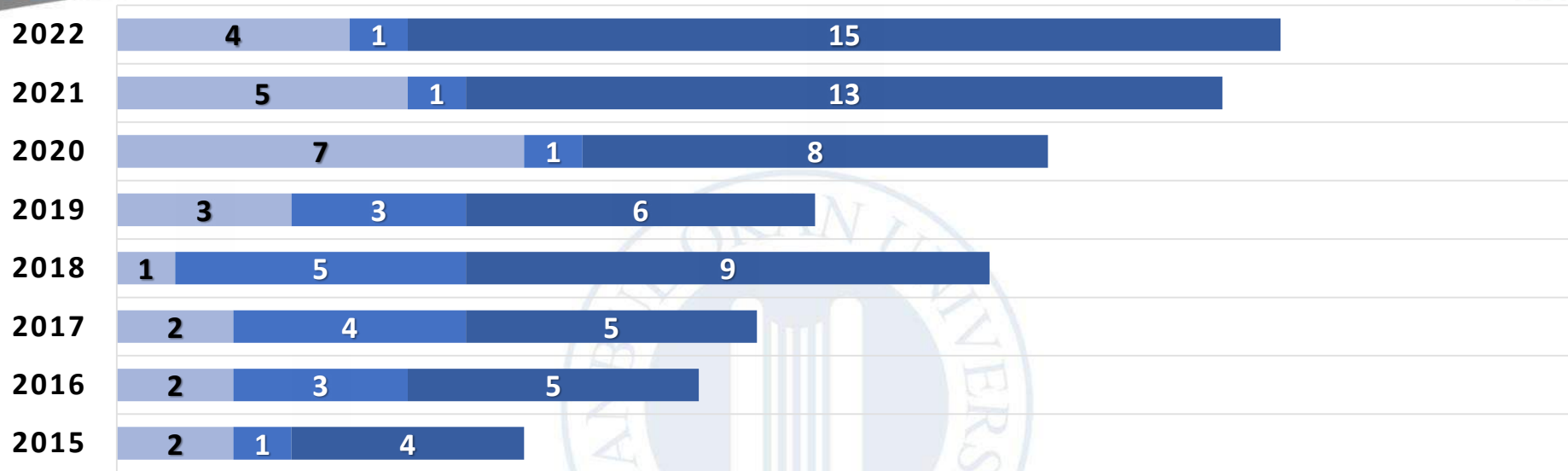


LEARNING, APPLICATION AND RESEARCH CENTER

O'Learn Term (2021-2022)	Number of Face to face Lessons (OIS data)	Number of 100% Online Lessons (OIS-O'Learn data)	Ratio of Number of Online Lessons to Total Lessons	Online/ Synchronous/ Asynchronous/ Hybrid Total Courses (O'Learn data)	Number of total Virtual Class Session	Average Virtual Classroom Usage Rate
2021-2022 Fall Faculty-Vocational School-Conservatory-Institute	1926	811	39,287%	2191	12455	6,82
2021-2022 Spring Faculty-Vocational School-Conservatory-Institute	2590	1080	47,440%	2270	31580	9,64
TOTAL/ OVERALL AVERAGE	4516	1891	43,36%	4461	44035	8,23



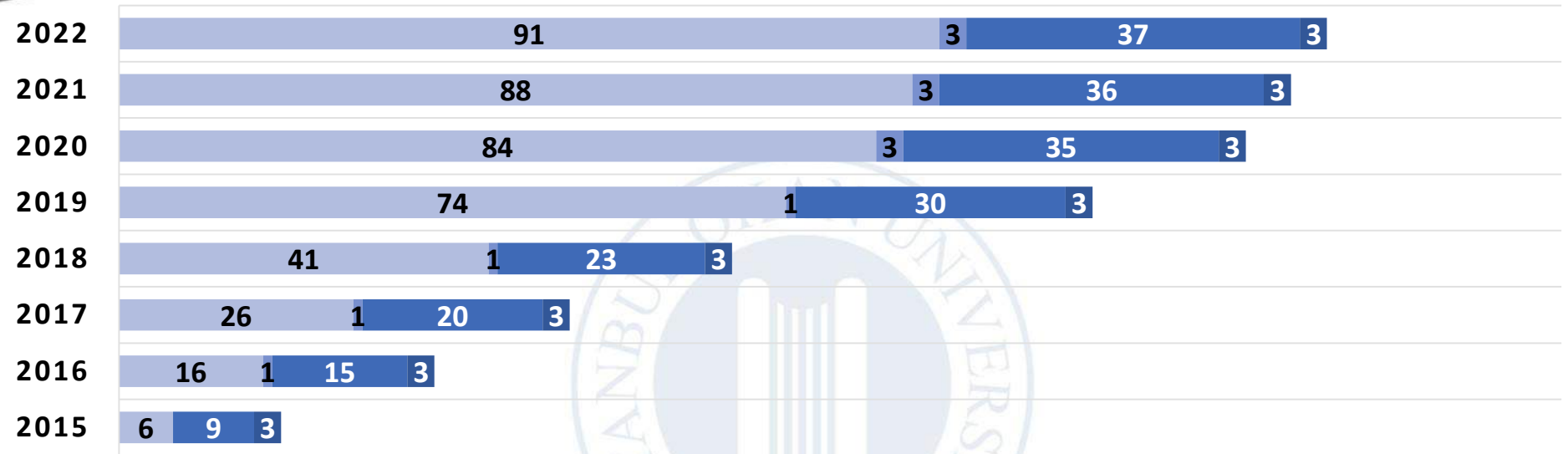
ISTANBUL OKAN UNIVERSITY 2015-2022 ENTREPRENEURSHIP DATA



	2015	2016	2017	2018	2019	2020	2021	2022
■ Number of Academic Entrepreneurs	2	2	2	1	3	7	5	4
■ Number of Other Entrepreneurs	1	3	4	5	3	1	1	1
■ Number of Entrepreneurs Provided with Mentorship Support	4	5	5	9	6	8	13	15
TOTAL	7	10	11	15	12	16	19	20



NUMBER OF INTELLECTUAL PROPERTY WITH CUMULATIVE TOTALS BY YEARS

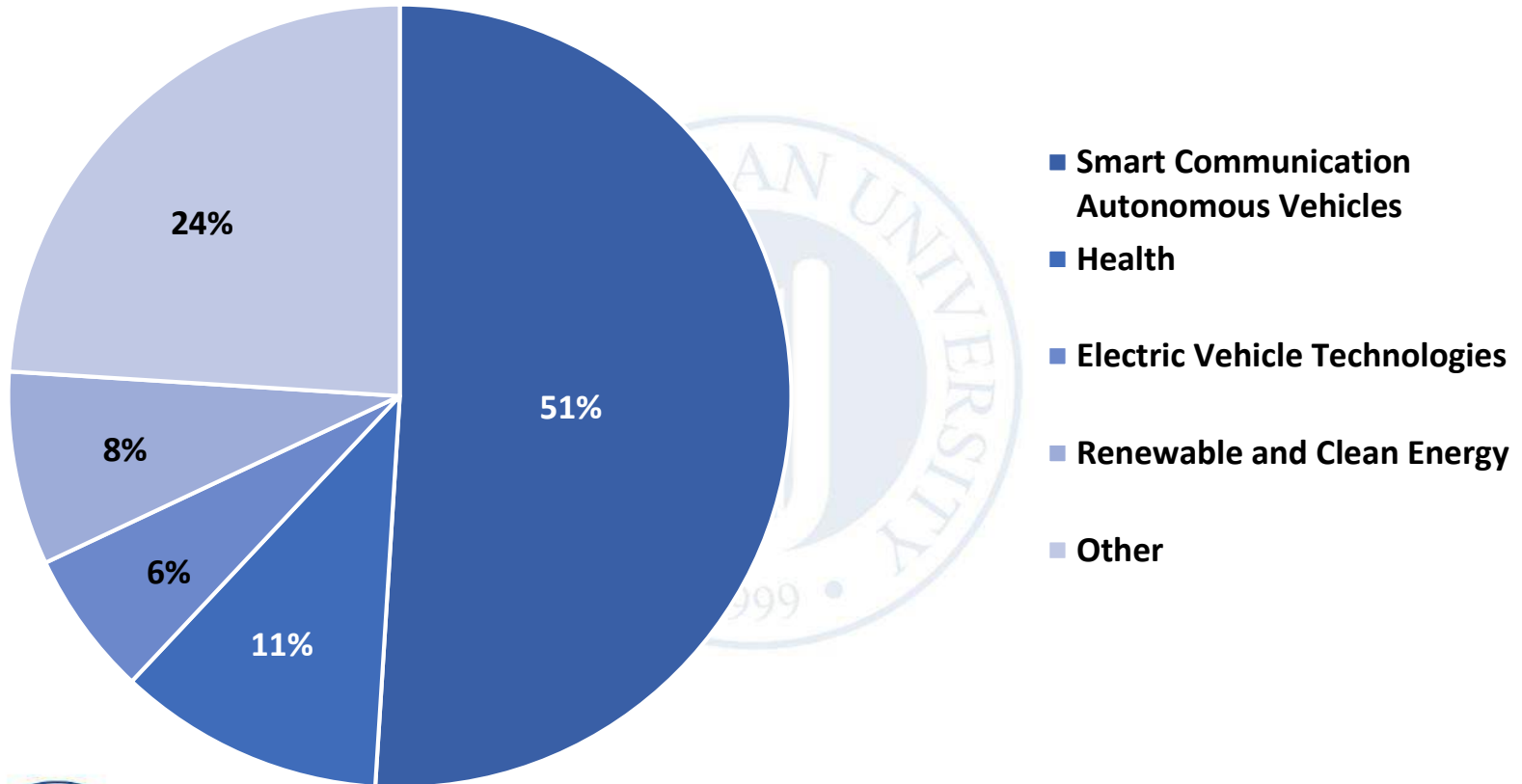



	2015	2016	2017	2018	2019	2020	2021	2022
■ Invention Notification Forms	6	16	26	41	74	84	88	91
■ Utility Model	0	1	1	1	1	3	3	3
■ Patent	9	15	20	23	30	35	36	37
■ Design	3	3	3	3	3	3	3	3



RESEARCH-PATENT PORTFOLIO

THEMATIC AREAS PATENT PORTFOLIO





— ISTANBUL —
OKAN UNIVERSITY

*The Closest
University to Business Life*

   /okanedu   /okanuniversitesi

444 65 26
okan.edu.tr