

# 2019-2024 Research Report

15.10.2024

Okan University Filter by publication year range:2019 to 2024

## Summary metrics

Entity: Okan University · Within: All subject areas (THE) · Year range: 2019 to 2024 · Data source: Scopus, up to 09 Oct 2024

1,317 ▲

Scholarly Output 

42.8% Open Access

524 ▲

Authors

0.95

Field-Weighted Citation Impact



0.28

Field-Weighted Citation  
Impact Median

7,391

Citation Count 

5.6

Citations per Publication 

28

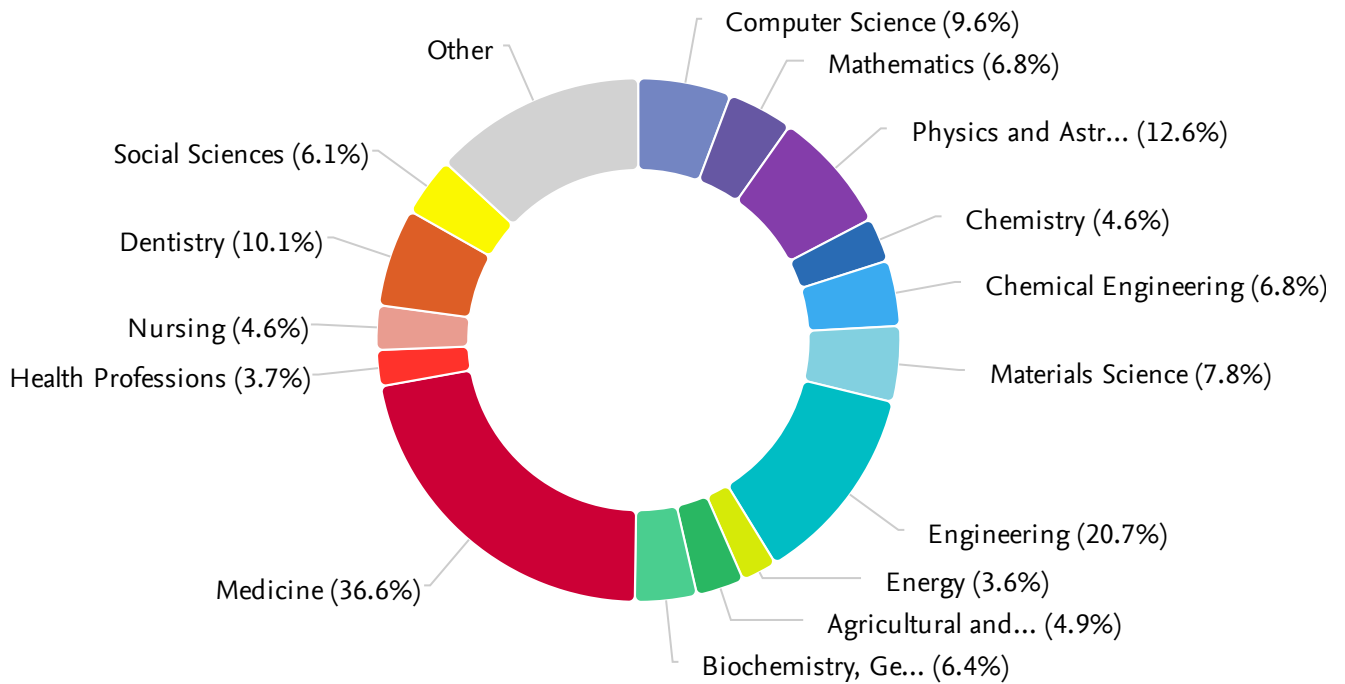
*h5*-index

This analysis provides an overall metrics summary of the institution. The snowflake means the metrics have been calculated using the Snowball Metrics methodology.

Note: for researchers with a small scholarly output, please beware of highly cited publications which may skew the FWCI.

## Publication share by Subject Area

Entity: Okan University · Within: All subject areas (THE) · Year range: 2019 to 2024 · Data source: Scopus, up to 09 Oct 2024



This gives an overview of the Subject Areas in which the institution is publishing and is based upon the high level All Science Journal Classification (ASJC). These Subject Areas are assigned to all articles via the journals in which they are published. Please note, that an article can belong to more than one ASJC.

## Key Topics

Entity: Okan University · Within: All subject areas (THE) · Year range: 2019 to 2024 · Data source: Scopus, up to 09 Oct 2024 · Filters: Top 10% of worldwide Topics by Prominence



Bubble size: Scholarly Output of this Institution



Bubble position is based on dominant ASJC categories.



## Key Topics




COMP	Computer Science	PHAR	Pharmacology, Toxicology and Pharmaceutics
MATH	Mathematics	HEAL	Health Professions
PHYS	Physics and Astronomy	NURS	Nursing
CHEM	Chemistry	DENT	Dentistry
CENG	Chemical Engineering	NEUR	Neuroscience
MATE	Materials Science	ARTS	Arts and Humanities
ENGI	Engineering	PSYC	Psychology
ENER	Energy	SOCI	Social Sciences
ENVI	Environmental Science	BUSI	Business, Management and Accounting
EART	Earth and Planetary Sciences	ECON	Economics, Econometrics and Finance
AGRI	Agricultural and Biological Sciences	DECI	Decision Sciences
BIOC	Biochemistry, Genetics and Molecular Biology	MULT	Multidisciplinary
IMMU	Immunology and Microbiology		
VETE	Veterinary		
MEDI	Medicine		

A Topic is a collection of articles focused on a common intellectual research problem. There are 96,000 Topics in SciVal that are created by analyzing citation links between articles in Scopus - where there is a strong link a Topic is formed. This chart shows the Topics with a lot of momentum (a high Prominence percentile), in which the institution is potentially making an impact. To learn more, search for Topic Prominence in Science in the SciVal Support Hub.

## Key Topics

Entity: Okan University · Within: All subject areas (THE) · Year range: 2019 to 2024 · Data source: Scopus, up to 09 Oct 2024 · Filters: Top 10 Topics by Scholarly Output

### Key Topics

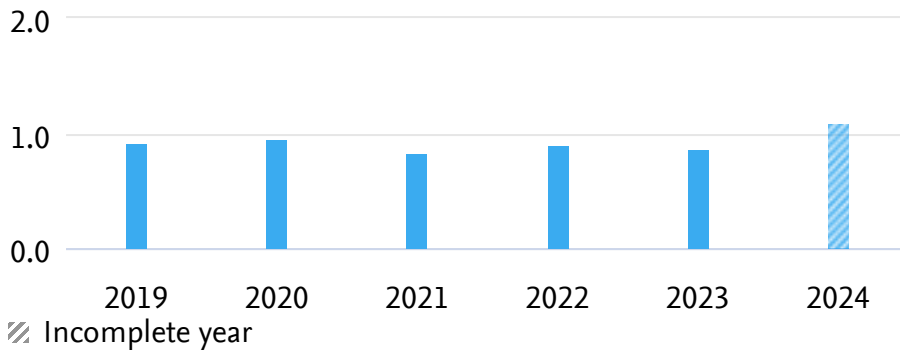
Topic	At this Institution			Worldwide
	Scholarly Output	Publication Share	Field-Weighted Citation Impact	Prominence percentile
Gravitational Field; Quantum Mechanics; General Relativity T.92187	17	36.96% ▼	0.22	24.323 
Resin; Surface Property; Scanning Electron Microscopy T.15141	6	0.83% ▼	1.96	93.083 
Magnetic Field; Charged Particle; Physics T.19859	6	5.08% ▲	0.42	52.379 

A Topic is a collection of articles focused on a common intellectual research problem. There are 96,000 Topics in SciVal that are created by analyzing citation links between articles in Scopus - where there is a strong link a Topic is formed. This table shows the Topics with a lot of momentum (a high Prominence percentile), in which the institution is potentially making an impact. To learn more, search for Topic Prominence in Science in the SciVal Support Hub.

## Field-Weighted Citation Impact

Entity: Okan University · Within: All subject areas (THE) · Year range: 2019 to 2024 · Data source: Scopus, up to 09 Oct 2024

### Yearly breakdown



# 0.95

Field-Weighted Citation Impact of Okan University

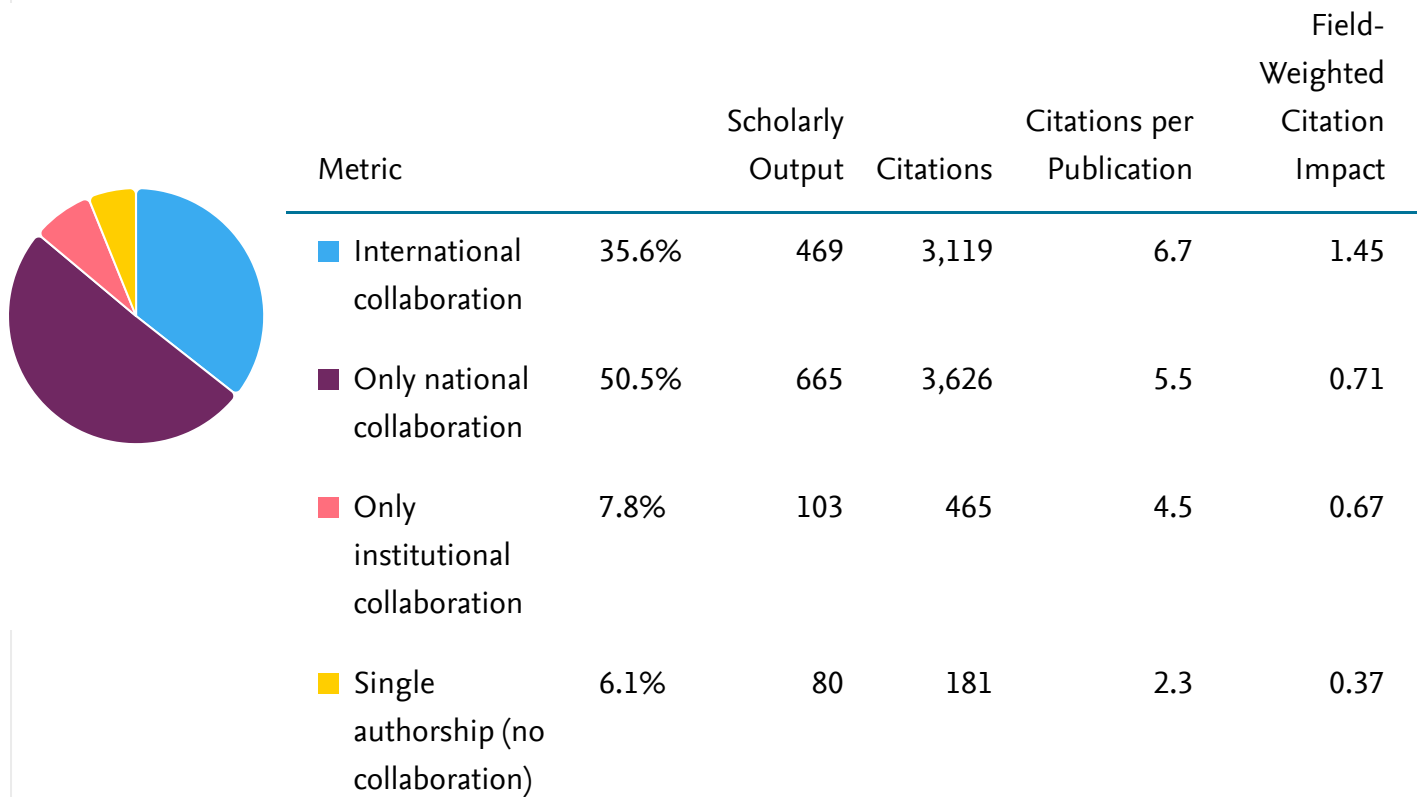
Field-Weighted Citation Impact (FWCI) indicates how the number of citations received by the institution publications compares with the average number of citations received by all other similar publications in Scopus. A FWCI of 1.00 indicates that the institution's publications have been cited exactly as would be expected based on the global average for similar publications. A FWCI of more than 1.00 above average citations; for example, 2.11 means 111% more than the world average.

Note: for institutions with a scholarly output less than 1,000, please beware of highly cited publications which may skew the FWCI.

## Geographical Collaboration - Overall

Entity: Okan University · Within: All subject areas (THE) · Year range: 2019 to 2024 · Data source: Scopus, up to 09 Oct 2024

International, national and institutional collaboration by at Okan University in the selected year range.



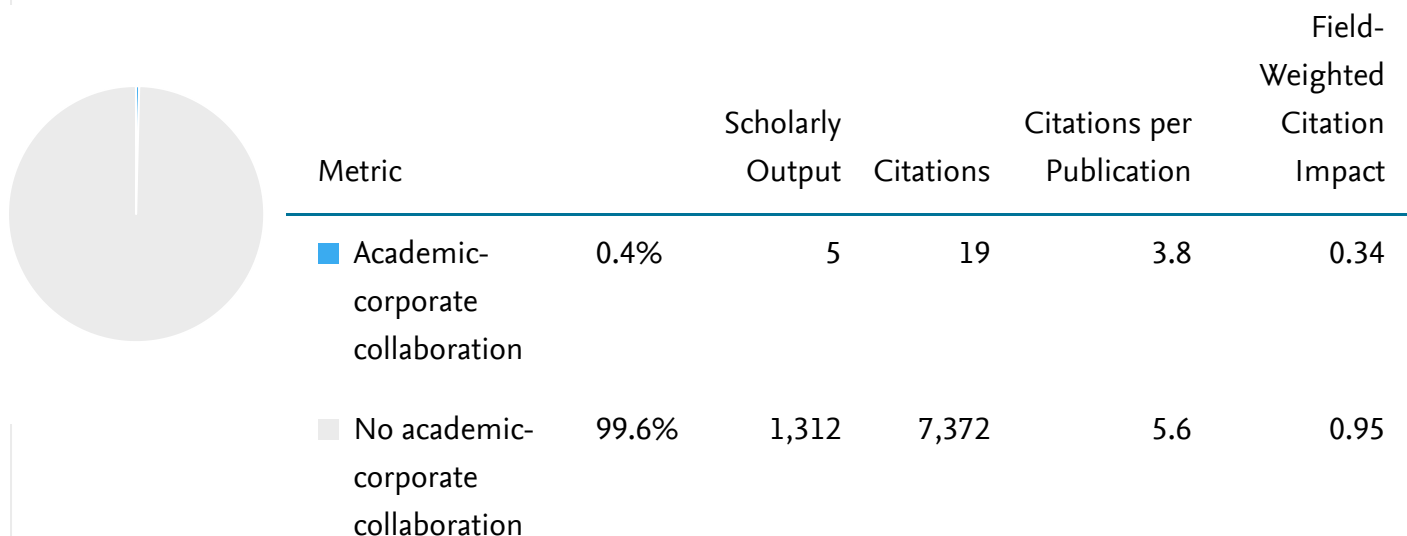
Indicates the extent to which the institution's publications have international, national, or institutional co-authorship, and single authorship. A publication is assigned a single collaboration type.

Note: for collaboration types with a scholarly output less than 1,000, please beware of highly cited publications which may skew the FWCI.

## Academic-Corporate Collaboration

Entity: Okan University · Within: All subject areas (THE) · Year range: 2019 to 2024 · Data source: Scopus, up to 09 Oct 2024

### Scholarly Output at Okan University with both academic and corporate author affiliations



Academic-Corporate Collaboration indicates the degree of collaboration between authors with academic and corporate affiliations: to what extent are this institution's publications co-authored across the academic and corporate, or industrial, sectors?

A publication either exhibits academic-corporate collaboration, or it does not. This assignment is made based on the sector assigned to the Institution in SciVal.

Note: for collaboration types with a small scholarly output, please beware of highly cited publications which may skew the FWCI.



## Top collaborating Institutions

Entity: Okan University · Within: All subject areas (THE) · Year range: 2019 to 2024 · Data source: Scopus, up to 09 Oct 2024

	Institution ↓	Co-authored publications	Citations received for co-authored publications	Co-authors	Field-Weighted Citation Impact
10	University of Warith Alanbiyaa	57	47	10	0.94
7	University of Health Sciences	68 ▲	244	141 ▲	0.63
1	Marmara University	96 ▲	665	92 ▲	1.06
6	Istinye University	69 ▲	245	36 ▲	0.88
5	Istanbul University - Cerrahpaşa	71 ▲	224	82 ▼	0.97
2	Istanbul University	90 ▼	503	112 ▲	0.88
8	Istanbul Technical University	65 ▼	854	31 ▼	1.55
4	Islamic Azad University	73 ▲	128	60 ▲	1.27
9	Hacettepe University	57 ▲	272	33 ▲	0.71
3	Al-Amarah University College	88 ▲	98	20 ▲	1.19

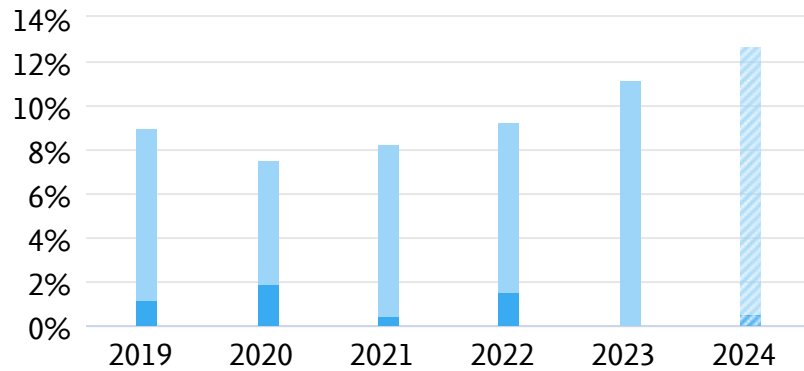
Shows the top institutions that have co-authored scholarly outputs with the institution.

Note: for collaborations with a scholarly output less than 1,000, please beware of highly cited publications which may skew the FWCI.

## Outputs in Top 10% Citation Percentiles (field-weighted)

Entity: Okan University · Within: All subject areas (THE) · Year range: 2019 to 2024 · Data source: Scopus, up to 09 Oct 2024

Share of publications at Okan University that are among the most cited publications worldwide  
**field-weighted**



**132 (10.0%)**

number of publications in the top 10% most cited publications worldwide

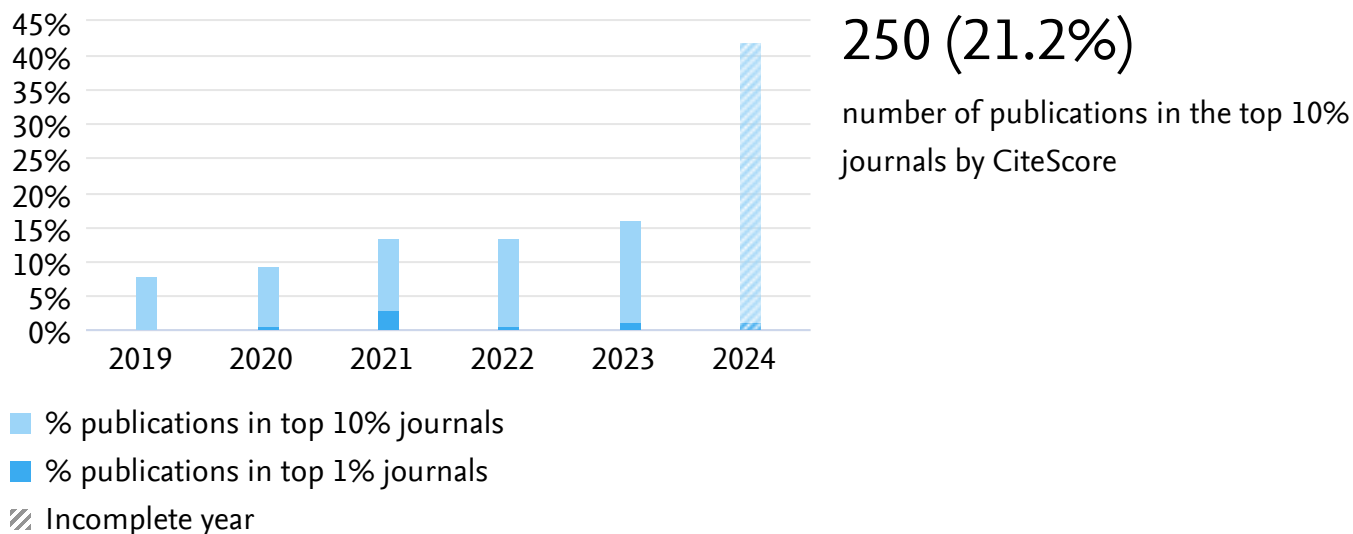
- % publications in top 10% most cited
- % publications in top 1% most cited
- ▨ Incomplete year

Outputs in Top Citation Percentiles indicates the extent to which an institution's publications are present in the top 10% most-cited percentiles within Scopus. This number is then field-weighted to normalize for differences in subject area citation patterns.

## Publications in Top Journal Percentiles by CiteScore Percentile

Entity: Okan University · Within: All subject areas (THE) · Year range: 2019 to 2024 · Data source: Scopus, up to 09 Oct 2024

Share of publications at Okan University that are in the top journals by CiteScore Percentile



Publications in Top Journal Percentiles indicates the extent to which the institution's publications are present in the most-cited journals in Scopus by CiteScore percentile. The percentage thresholds are taken directly from the CiteScore Percentile values that are calculated by Scopus. A journal receives a CiteScore Percentile for each ASJC in which it's categorized. SciVal always uses the highest relevant CiteScore Percentile, which is dictated by the subject area filter.

## Top Authors

Entity: Okan University · Within: All subject areas (THE) · Year range: 2019 to 2024 · Data source: Scopus, up to 09 Oct 2024

Name	Scholarly Output	Most recent publication	Citations	<i>h</i> -index
1. Salahshour, Soheil	132	2024	189	40
2. Yarman, Tolga	32	2024	62	15
3. Khosravi, Arezoo	27	2024	59	11
4. Ferhatoğlu, Murat Ferhat	27	2024	218	7
5. Altunkaynak, Berrin Zühal	26	2024	142	21
6. Özdal, Tuğba	24	2024	691	13
7. Kivanç, Omer Cihan	23	2024	109	9
8. Çalışkan, Eray	23	2024	117	28
9. Uyanık, Ahmet Sadık	17	2022	80	9
10. Cenkeri, Halime Çevik	16	2023	81	9

The authors with the highest scholarly output from the institution, along with some metrics about them.

Note: only compare the *h*-index of authors who started publishing around the same time and in similar subject areas.